

# Clear Lake Trowel & Trellis Garden Club



Clear Lake Trowel & Trellis Garden Club (CLTTGC) is a member of Mendo-Lake District Garden Clubs, California Garden Clubs Inc (CGCI) and the National Garden Clubs Inc (NGCI). We were founded on September 21, 1955, by three women who wished to create and promote interest in amateur gardening in Lake County.

January 2009  
Vol. 2, Issue 5

## Officers:

- President:  
**Claire Grieve**
- Vice President  
**Theresa Mathur**
- Treasurer:  
**Nora Gerrard**
- Secretary:  
**Linda Waterstraat**
- Parliamentarian:  
**Jo Douville**




**TIP #12** Make celery juice in a blender; rub this on skin to repel mosquitoes. **Claire Grieve**

**TIP #13** Keep a small pair of garden scissors attached to a yard long loop of elastic around your neck to deadhead plants on the spot. **Linda Pyers**

**TIP #14** Did you know? The color of a flower attracts the insect or bird that's required to pollinate that plant. Red blooms lure butterflies & hummingbirds; blue, violet, and purple blossoms tend to entice bees. **C Grieve**

## Cards/goody bags



## Spring Tea



## Arbor Day



## Plant /Garden Sale

## Work Parties

## Gentle Warrior

by **Jerry Shaul**



It was mid-spring and I was exploring the 20 acres that I had recently purchased when suddenly I came upon a band of Indian Warriors standing at attention with their feet firmly planted in clusters of fern-like pale green or bronze leaves. These crimson red warriors appeared to be guarding an area of partial shade extending into full sun. They were sheltered by chaparral--particularly manzanitas. Later I was to find that they are semi-parasitic and prosper by borrowing from their neighbors. I have since shared my home with many of these handsome warriors. As in the wild, they appear happiest when sheltered by manzanitas. To satisfy their cultural needs I probe until I

locate a shallow root of the manzanita and place the young 'warrior to be' so that contact with the host is easily accomplished. The "warriors to be" are harvested from the wild just as their tender foliage breaks ground in early spring. When once established they reproduce by underground stems although seedlings are not uncommon. These California Indian Warriors (*pedicularis densiflora*) over the centuries have been trained to survive and prosper on lean rations and little water. I challenge you to explore the fascinating world of California native flora and find how rewarding it is to protect, conserve and beautify while you show that you love to garden.






Cultivate

Kindness,

Share

Your

Garden



May God bless  
America & protect  
our troops

Newsletter Editor  
Linda Pyers  
707 262-5899  
His\_lamb@mchsi.com

Deadline for articles is  
the last day of each  
month, but sooner is  
better.

*Happy New Year 2009!!!!  
Turning the calendar page to a new year  
is very exciting - it is like waking up to a  
new day - opening the back door to let  
the dogs out, feeling the fresh air on  
your face, hearing the birds sing, watch-  
ing the sun rise - these are all refreshing  
experiences - just like starting a new  
year.*

*And the thoughts of seed catalogues,  
plans of what and where to plant flow-  
ers and vegetables, and visits to friends  
gardens - spring is just around the cor-  
ner and it is my favorite season.*

*There is just 6 months left in my term as  
President of CLTTGC - so much to  
look forward to. I'm looking at my  
Yearbook: many workshops - packing  
seeds, Meals on Wheels Valentines  
bags, watercolor painting art*

*class, packing herbs, and making  
flower head leis. Educations programs  
with guest speakers, work parties at our  
Civic Beautification locations, our  
Spring Tea, our Plant Sale, our Annual  
Picnic in Millberry Park (and planting  
an Arbor Day tree that day), and field  
trips to view all our Civic Beautification  
tree plantings from all the previous  
years. For detailed list - check out our  
yearbook. Plus join our flower arrang-  
ing group and help with the Adult  
Respite Therapy Program. And finally  
our June Picnic and Installation will  
end my term. There is something for  
every member - so join in and partici-  
pate and enjoy our garden club in this  
new year.*



See you in the garden,  
Claire



Members please correct the following on page 10 in your Yearbook - change "Start hot water for tea and coffee." - to "Hot water for tea and coffee needs to be started at least one hour before the Social Hour (which starts at noon). Large coffee pots take one hour to heat the water."

Reminder - not one member has notified Claire or Theresa (Program Chairman) showing interest in the Seeding Packing Workshop on January 16th. We need to know, does anyone want to participate in this activity AND has anyone saved any seeds that need to be packed?

Please email or phone Theresa or Claire.

Reminder -Members who didn't receive their copies of the revised and updated By-laws, Standing Rules, & New Membership sheets at the November meeting - please see Diane Neilson, Membership Chairman, for you copy. Diane also has the 2008-2009 Yearbooks if you haven't received them.



TIME TO : PLANT LIVING CHRISTMAS TREES, ORNAMENTAL TREES,  
SHRUBS, FRUIT TREES, GRAPES, BAREROT ROSES, GLADIOLI,  
CALENDULA, AND PANSIES.

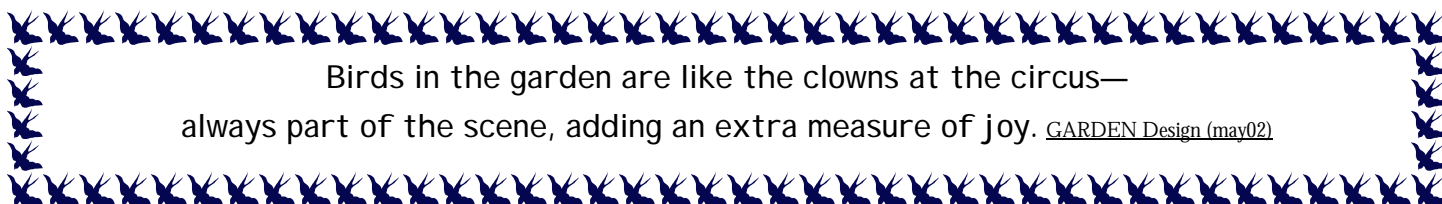
The Backyard Bird Feeder's BIBLE

Materials

Piece of corrugated cardboard  
 Packet of clear gelatin  
 2 quarts mixed seeds and nuts  
 Length of wire for hanging  
 Bow or cluster of CA pepper berries

**Step 1** Cut a circle of corrugated card board to a diameter of 10 inches.  
**Step 2** Mix packet of clear gelatin, according to the package directions. (peanut butter can be substituted)  
**Step 3** Pour 2 quarts of seed and nuts into the gelatin.  
**Step 4** Stir to coat the seed mixture. If

the mixture is too loose and doesn't hold together when you squeeze a handful, add more seeds.  
**Step 5** Mold by hand onto the cardboard form.  
**Step 6** Attach loop of wire for hanging. Attach a bow or cluster of California pepper berries for decoration.



Birds in the garden are like the clowns at the circus—  
 always part of the scene, adding an extra measure of joy. [GARDEN Design \(may02\)](#)

Green  
 Thumbs



Up Claire Grieve for being a wonderful host/greeter at our Christmas Luncheon. Everyone was welcomed with a card and quail plant poke for their gardens. Officers and the Luncheon Chair received wonderfully painted bluebird houses. Thanks Claire for all the extra time (not to mention materials) you contribute to making all our events special.

Green  
 Thumbs



Up Betty Atwood Reyna for coordinating all that goes into a Christmas Luncheon. We all enjoyed a nice meal in a festive setting with cute decorations and candy cups on the tables. **Members** should also be congratulated for their support and gifts to Freedom House.

Green  
 Thumbs



Up to Joanne Jameson, Ginny Cline, Carol Brabrook, Suzanne Russell, Linda Leslie, and Jo Douville. Last month Joanne sent out a "help wanted" and look who stepped forward. They made cute snowman, but more importantly shared themselves. Thanks ladies. Your next opportunity will be in March 3rd & 19th.

Green  
 Thumbs



Up Pat Hopper for her time & energy working with Mrs Guenther's 2nd graders. Pat shares her love of painting with these young children while they create posters for CGCI's Smokey Bear Contest. Winners are sent on to compete at the District, then State, and then National levels.





**CONGRATS to last month's Opportunity Drawing Winners**  
 (Sorry I don't have pictures this time)

Please bring gently used items and unwanted gifts to donate for our gift basket. Hand crafted items by our talented members are welcome. Money raised from the drawing supports the newsletter. Please give items to Jo Douville.

Green  
 Thumbs



Up Claire Grieve for submitting the news articles you have been seeing in the news media. It's nice to see our members and club highlighted and brought to the public's attention. Jo Shaul submits these in proper form to CGCI for Award consideration and it's a good way of attracting new members.



TIME TO: Prune Roses. Apply dormant oil to control insect & mite eggs on roses.  
Cleanup yard debris to reduce spreading diseases.

**SEE CLUB BULLETIN BOARD:**

(located at the back of our meeting room).

1. Mendo-Lake District Meeting.—  
Jan 28th. Carpool?
2. Valentine Workshop sign-up—  
Feb 9th.
3. Spring Tea sign-up—Mar 17th.

**Lake Kabatin Redbud Arrangers**

**NOTE:** New Year, New Times. Please note that starting in January 2009, meeting times are now on Tuesday. This Tuesday, January 13th, the time is 10am. All meetings following will be at 11am. See Page 35-Yearbook.

**Christmas Luncheon**

35 members attended our Christmas luncheon. Each member was greeted by Santa Claire and given a card and quail plant poke to put in their gardens. Members placed items under the tree for our "gifting" to Freedom House. Then visiting and excitement was in the air. President Claire Grieve welcomed and wished everyone a Merry Christmas and much happiness in the New Year. Officers were introduced and thanked for their service to the club. Claire made bluebird houses and presented them to the officers as a personal thank you. Then much to Claire's surprise, Jo Douville, on behalf the club, presented a beautiful ornament (snowlady holding a trowel and a flower pot) in a Christmas box plus a gift certificate. Mary Ann Worth, Co-Chairman of the Wreath Making Project, reported on and thanked all the workers. Nora Gerrard, Treasurer, reported that enough profit was made so there is enough money to give two \$1,000 scholarships again this coming

Claire thanked Betty Atwood-Reyna, Christmas Luncheon Chairman, for all she did to organize this luncheon, plus all the decorations and candy cups for each place setting. And as a personal thank you to Betty, she also received a blue bird house from Claire. Betty told about Freedom House and she will deliver all the items to the Family Resource Center.

We all enjoyed a lovely lunch and dessert.

**Hint #15**

How to overwinter tropicals  
(like taro or cannas):

- 1) Wait until the first frost kills top growth,
- 2) Cut stems back to 6 inches,
- 3) dig up bulbs, tubers, & corms of plants,
- 4) Wash off all soil & dry them for a few hours,
- 5) Wrap them individually in newspaper & place in an opaque plastic bag,
- 6) Store in dry, dark place (40°F to 70°F)

Gardening How-To (nov/dec 08)

**Sunshine News**

by Nancy Bailey



12/02/08 - Thinking of You Recovery Card  
to Claire Grieve

12/13/08 - Sympathy Card  
to Terry & Linda Pyers



## *Clear Lake Trowel & Trellis Garden Club*

Return mail: Pres Claire Grieve, 970 4th St, Lakeport, CA 95453

The club meets at 12:00 pm  
on the 3rd Tuesday of the month.  
Scott's Valley Women's Club House  
2298 Hendricks Road  
Lakeport, CA 95453

### Garden Club Affiliates

- National Garden Clubs, Inc.  
([www.gardenclub.org](http://www.gardenclub.org))  
National President: Barbara May
- Pacific Region  
([JBandRJPruin@comcast.net](mailto:JBandRJPruin@comcast.net))  
Director: Jeanette Pruin
- California Garden Club, Inc.  
([www.CaliforniaGardenClubs.org](http://www.CaliforniaGardenClubs.org))  
President: Robin Pokorski
- Mendo-Lake District Garden Club  
([www.MendoLakeDistrict.org](http://www.MendoLakeDistrict.org))  
District Director: Gina-Belle Smith

*Cultivate Kindness, Share Your Garden.*



# Forget-me-nots



#### January 2009

- 1/13 10:00am (Tues) NOTE CHANGE  
'Dried, using wood in design'  
Lake Kabatin Redbud Arrangers.
- 1/16 Creating Seed Packs Workshop – We will be  
making seed packs to sell at our May Plant Sale.  
Contact Theresa Mathur before the 1st week in  
January if you plan to attend. (Yearbook-pg30).
- 1/20 Regular Club Meeting.  
Hostesses: Carol Kesey & Ginny Gunderson.  
12:00pm Social  
12:30pm Flower Roll Call  
1:00pm Meeting  
2:00pm Program /Master Gardener.
- 1/28 Mendo-Lake Dist Winter Board Meeting  
Hosted by Ukiah Garden Club  
9:30am Social time  
10:00am Meeting

#### February 2009

- 2/9 Valentine Meals on Wheels Workshop.  
CHANGE OF DATE to Yearbook.
- 2/13 11:00am (Tues) NOTE TIME CHANGE  
Lake Kabatin Redbud Arrangers.
- 2/21 Pat Hopper's Watercolor Painting Art Class.  
POSTPONED UNTIL FURTHER  
NOTICE.

Watch for unscheduled work party.



See your 2008-2009 Yearbook for details.  
[www.cltgc.org](http://www.cltgc.org)